

# Bridge Online

[www.yorkshirebridge.com](http://www.yorkshirebridge.com)

## Free Trial





Before you subscribe we invite you to take a 7 day free trial. You will have full access to all features of the site.

## Subscribing

When your free trial has expired you can subscribe online and you will have instant access to the game.

A subscription costs NZ\$10 per month - that's about £4 - and you can cancel at anytime without obligation. We accept visa, mastercard and paypal as payment methods.

If you have any questions about your subscription you can email us or phone:

 From NZ (free phone)	1-800-451228
 From UK (free phone)	1-800-0327738
 From USA (free phone)	1-877 7598828
 International	64-3-3550643

## Updating Payment Details

If your payment details change, for example when you get a new expiry date on your credit card, you can simply re-subscribe and we'll cancel your old agreement for you.

## Unsubscribing

You can cancel at any time without obligation.

The easiest way is simply send us an email requesting your cancellation and we'll arrange it:

[support@bridgeonline.co.nz](mailto:support@bridgeonline.co.nz)

If you prefer, you can cancel yourself online.

Paypal subscribers: cancel at [www.paypal.com](http://www.paypal.com)

Worldpay subscribers: cancel at [www.worldpay.com](http://www.worldpay.com)

# Bridge Online

[www.yorkshirebridge.com](http://www.yorkshirebridge.com)






## Play Bridge Online

Bridge online is the easy way to play and learn bridge. You can play against the computer or play live with others.

Beginner bridge players and improvers will find tutorials in the learn section for bidding and card play.

You'll have no trouble understanding the computer bidding - it plays a steady but simple game of bridge and you'll normally be able to get to a good contract easily. You can set the computer's bidding to Acol or Standard.

## Choose From

-  Practice against the computer – solo play.
-  Lessons, videos, and practice hands.
-  Play with other players from around the world.
-  Forum for help with bidding or play.
-  Competition hands to compare scores.

It's easy to get started. There is nothing to install on your computer, just login and in a few moments, you will be playing bridge. The game works on mac or pc.

## WE'RE HERE TO HELP

There is a 'Help' link from the main menu of the game and if you can't find your answer there then you can contact us by email.

Email: [support@bridgeonline.co.nz](mailto:support@bridgeonline.co.nz)

# Bridge Online

[www.yorkshirebridge.com](http://www.yorkshirebridge.com)



**Play, learn, enjoy!**

# 1

## It's easy to get started



### Open the game

Visit [www.yorkshirebridge.com](http://www.yorkshirebridge.com) and click 'Play Now'.

### Check your bidding system

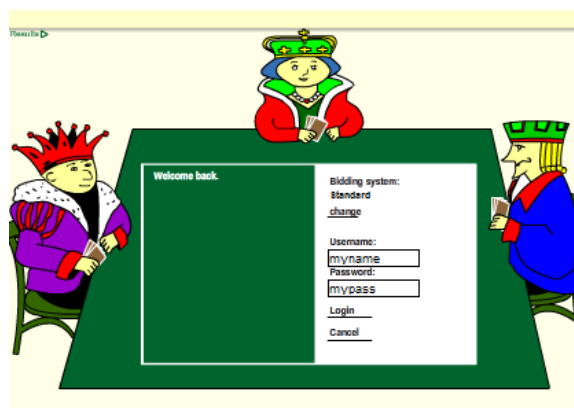
Before you start playing, check your bidding system. You can choose to play Acol or Standard American and you can change the settings from the main menu. The computer will play accordingly.

### Choose play or lessons

'Practice bridge against the computer' is a good place to see how it all works, but you'll find that for improving your game the 'Lesson' section gives you the most instruction. Once you are in the lesson section, try selecting 'Lessons for new players and improvers' and you'll get some simple tutorials plus practice hands. 'Play with tips' hands have a running commentary for every bid and card played as if you had your teacher sitting over your shoulder.

# 2

## Login Screen



### Choose a username and password

Choose a unique username. The programme will advise you if your chosen one is already taken. Choose a name which is anonymous to you as you will prefer that if you ever play the live game with other players.

Write down your username and password here for future reference.

My Username:  
My Password:

# 3

## Bidding and playing



### Table display

In play, you are always South at the bottom of your screen. You are playing against the computer.

The bidding pad is shown on the bottom right hand corner of the screen. When it is your turn, simply click on the bid that you want to make. Click on a card when it's your turn to play. A red arrow indicates whose turn it is.

### Other features

You can redeal the hand at any time via the button at the top of your screen. If you want to revisit the auction, click the auction button. Do the same to see the last trick. Choose deal to advance to the next hand.